








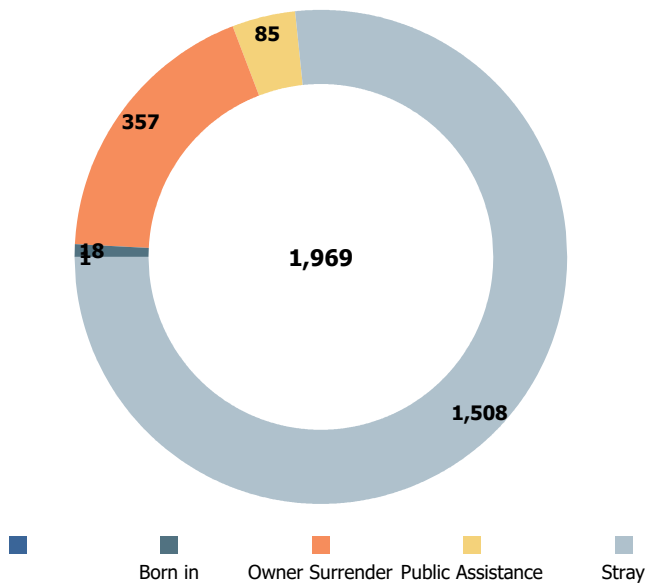
Austin Animal Center Monthly Report June 2019



Austin Animal Center June 2019 Intakes

	 Neonatal	 Kitten	 Adult Cat	 Neonatal	 Puppy	 Adult Dog	Total
	0	0	0	0	0	1	1
Born in	3	0	0	15	0	0	18
Owner Surrender	19	74	51	3	65	145	357
Public Assistance	1	3	10	0	8	63	85
Stray	340	349	148	39	219	413	1,508
Total	363	426	209	57	292	622	1,969

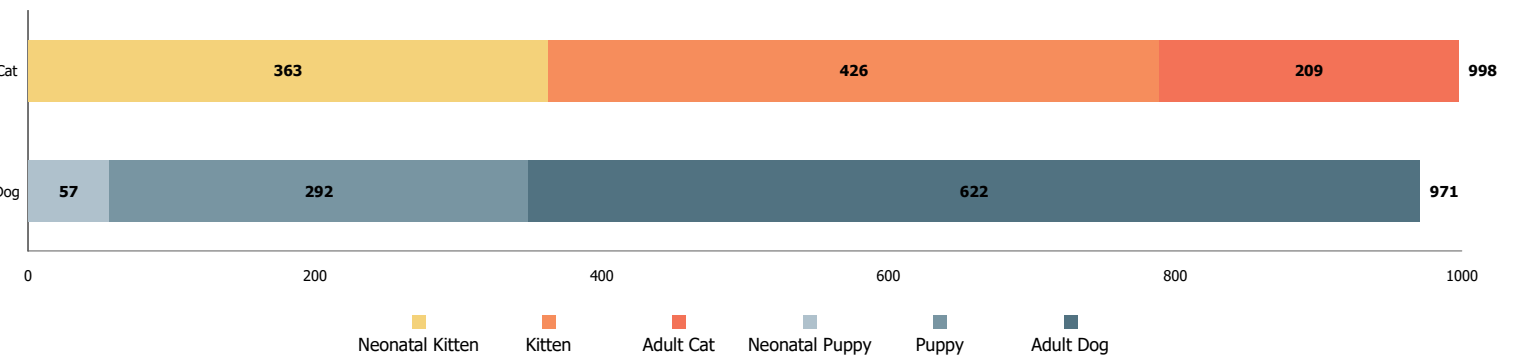
Intakes by Intake Type



Age Breakdown

- Neonatal**
 under 6 weeks old
- Kitten/Puppy**
 6 weeks to under 1 year old
- Adult**
 at least 1 year old

Intakes by Age Breakdown

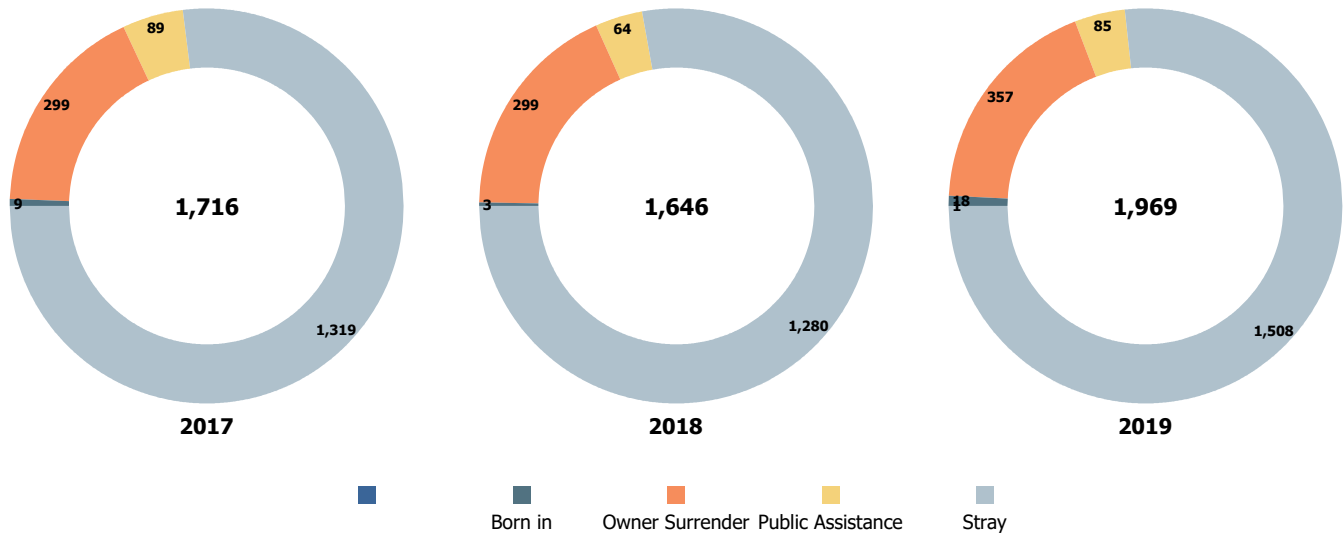


Austin Animal Center June 2017 to 2019 Intakes

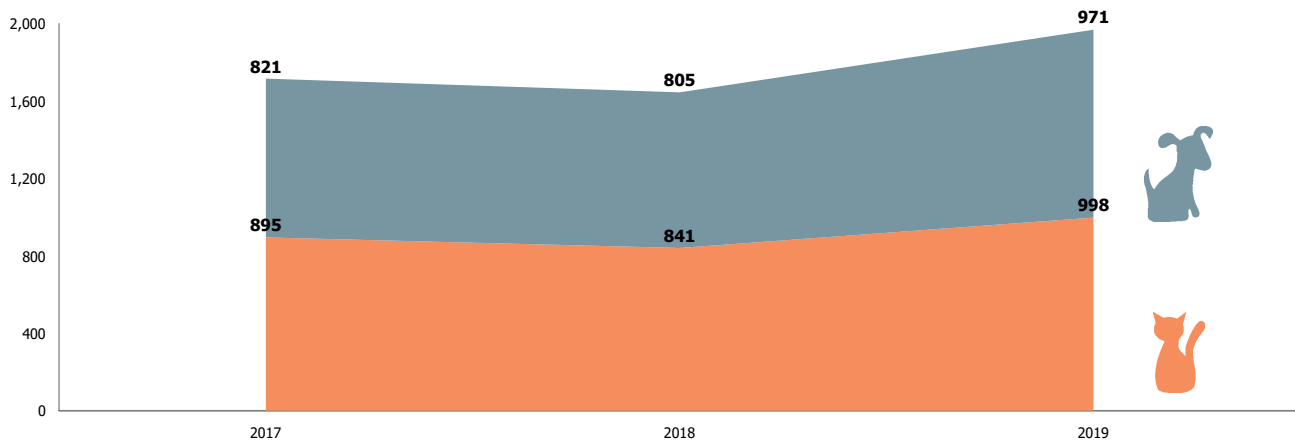


	2017			2018			2019		
	Cat	Dog	Total	Cat	Dog	Total	Cat	Dog	Total
	0	0	0	0	0	0	0	1	1
Born in	0	9	9	3	0	3	3	15	18
Owner Surrender	125	174	299	113	186	299	144	213	357
Public Assistance	10	79	89	12	52	64	14	71	85
Stray	760	559	1,319	713	567	1,280	837	671	1,508
Total	895	821	1,716	841	805	1,646	998	971	1,969

Yearly June Intakes by Intake Type



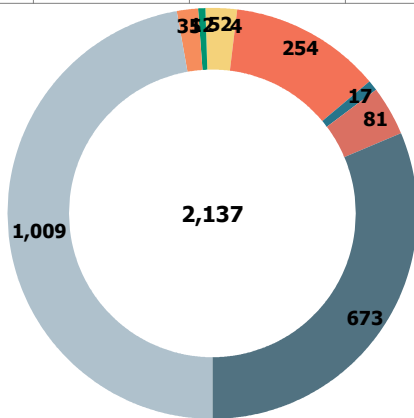
Yearly June Intakes by Animal Type



Austin Animal Center June 2019 Outcomes



	Neonatal	Kitten	Adult Cat	Neonatal	Puppy	Adult Dog	Total
Adoption	1	424	85	0	207	292	1,009
Deceased	8	16	3	1	4	3	35
Disposal	5	3	1	2	1	0	12
Humane Euthanasia	15	12	11	0	1	13	52
Missing	0	0	0	0	1	3	4
RTO	0	8	29	0	35	182	254
Rto-Adopt	0	0	3	0	0	14	17
Shelter Neuter Return	0	22	59	0	0	0	81
Transfer	205	130	36	27	100	175	673
Total	234	615	227	30	349	682	2,137



Age Breakdown

Neonatal


under 6 weeks old

Kitten/Puppy

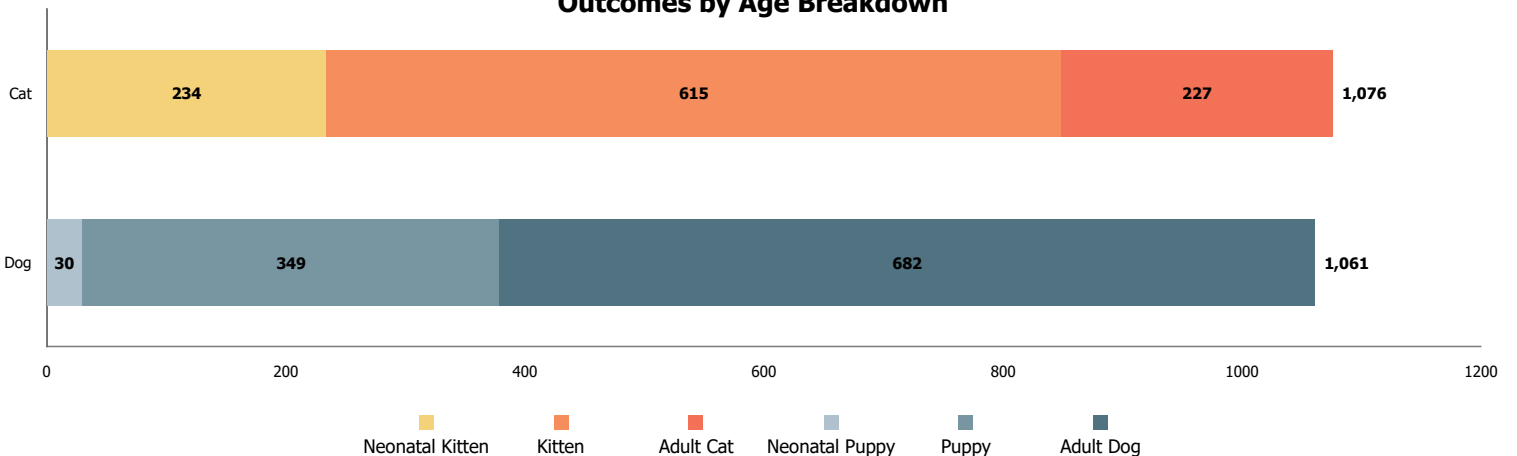
6 weeks to under 1 year old

Adult

at least 1 year old



Outcomes by Age Breakdown

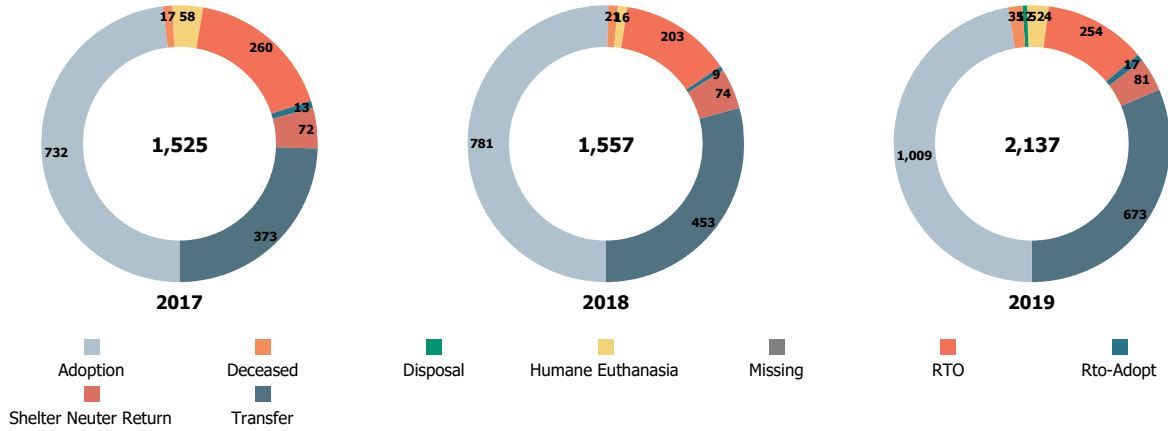


Austin Animal Center June 2017 to 2019 Outcomes

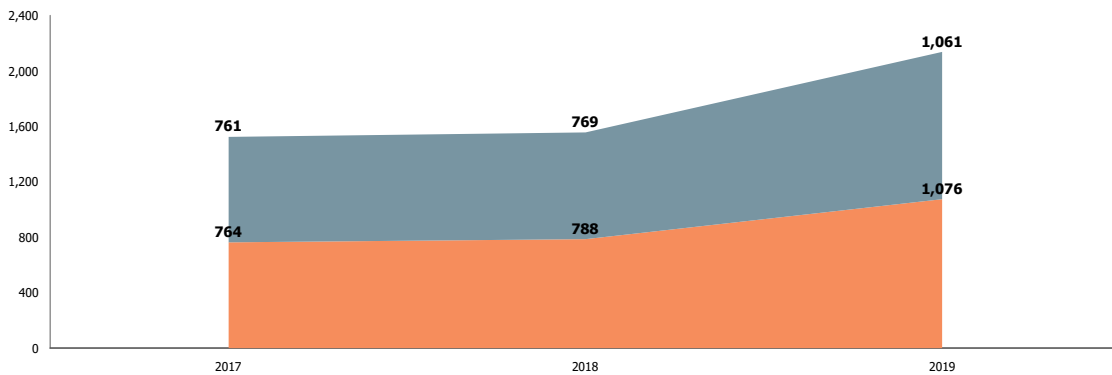


	2017			2018			2019		
	Cat	Dog	Total	Cat	Dog	Total	Cat	Dog	Total
Adoption	375	357	732	387	394	781	510	499	1,009
Deceased	13	4	17	19	2	21	27	8	35
Disposal	0	0	0	0	0	0	9	3	12
Humane Euthanasia	46	12	58	10	6	16	38	14	52
Missing	0	0	0	0	0	0	0	4	4
RTO	25	235	260	15	188	203	37	217	254
Rto-Adopt	1	12	13	1	8	9	3	14	17
Shelter Neuter Return	72	0	72	74	0	74	81	0	81
Transfer	232	141	373	282	171	453	371	302	673
Total	764	761	1,525	788	769	1,557	1,076	1,061	2,137

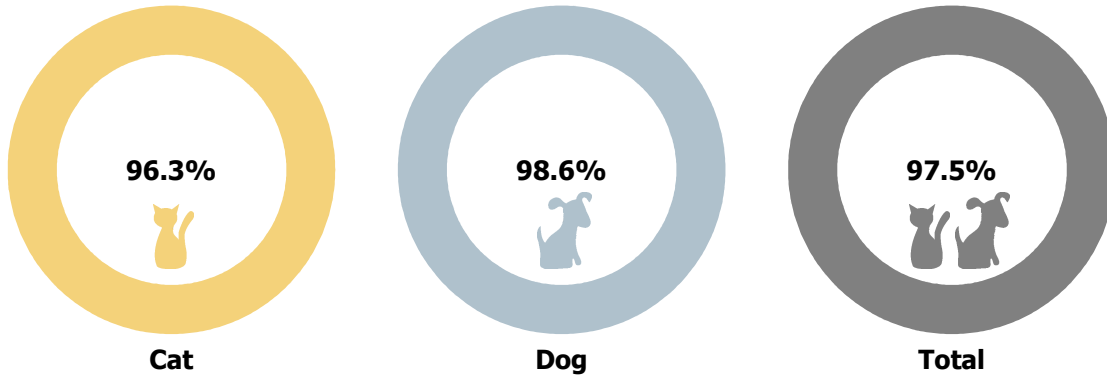
Yearly June Outcomes by Outcome Type



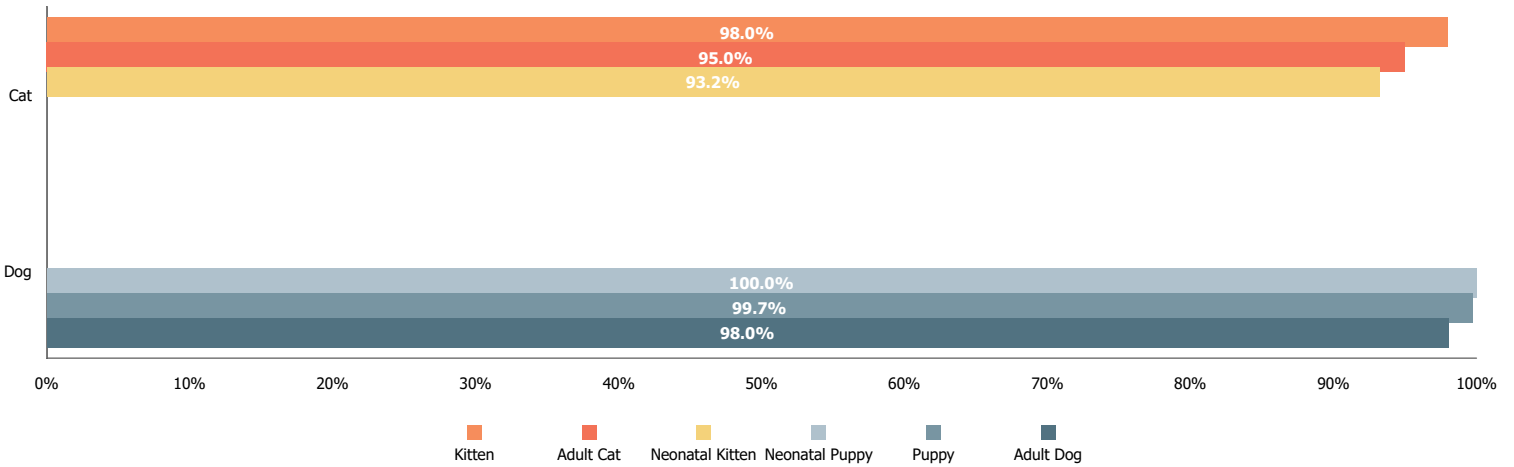
Yearly June Outcomes by Animal Type



Total Live Release Rates



Live Release Rates by Age Breakdown



Yearly June Live Release Rates Compared

